



Features

- Maximum flow & Compact designed inner capacity.
- Minimal contributions of moisture, Oxygen and Hydrocarbon, Minimal particle generation.
- DK-Lok's own electropolished.
- D.I water cleaned, assembled, tested & packaged in a certified clean room.
- Elgiloy diaphragm material with strong durability as well as corrosion resistance for long cycle life.
- PCTFE seat material with remarkable chemical & thermal resistance.

Specification

Size	1/4"	3/8", 1/2"
Cv Value	0.3	0.7
Orifice Size	4.5	7.0
Max. Working Pressure	10 bar (145 psig)	
Max. Working Temperature	-10 ~ 80°C (-23~176°F)	
Actuator Pressure Rating	4~7 bar (58~101 psig)	
Internal Leakage Allowance - He Holding Time ≥ 30 sec	≤ 1x10 ⁻⁹ atm.cc/s	
External Leakage Allowance - He Holding Time ≥ 1 min	≤ 1x10 ⁻⁹ atm.cc/s	
Particle Inspection (EP Only) Pressure : 60~80 psi N2 Gas Sample Volume : 1CFM 0.1 μm and Larger	No count	

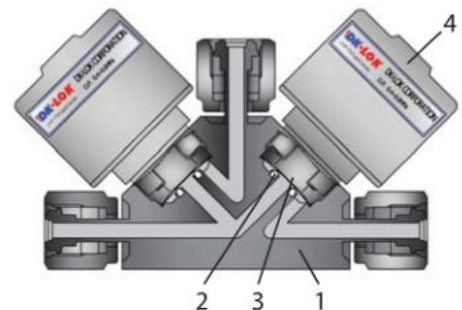
Product Grade

Level	AP	BA	EP
Inner Surface Roughness	Ry ≤ 25 μm	Ry ≤ 3.0 μm / Ra 10 μin	Ry ≤ 0.7 μm / Ra 5 μin
	Cut off Length : 2.5mm	Cut off Length : 0.8mm	Cut off Length : 0.25mm
	Measuring Length : 12.5mm	Measuring Length : 4mm	Measuring Length : 1.25mm
Polishing	Machining Finish	Machining Finish	Electro Polishing Finish

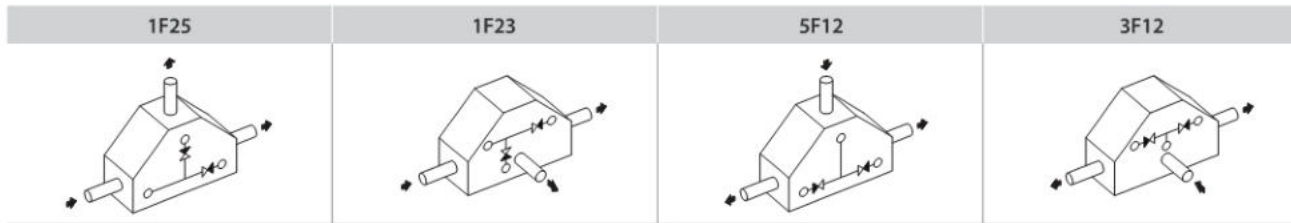
Material of Construction

No.	Component	Materials
1	Body	316L Stainless Steel
		316L Stainless Steel VAR
2	Seat	PCTFE
3	Diaphragm	Ni-Co Alloy
4	Actuator	Aluminum

* Wetted Components are listed in blue.



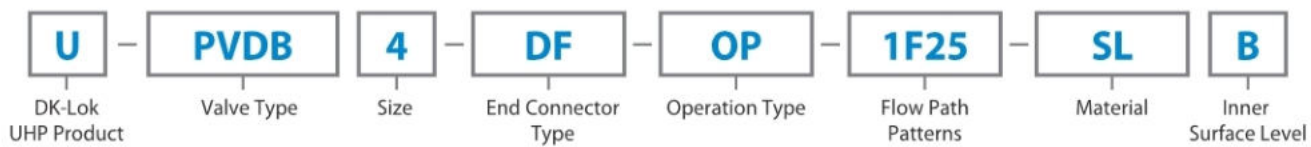
Flow Path Patterns



Ordering Information and Dimensions

Model	Basic Ordering Number	End Connections	Flow	Dimensions (mm)							
				ℓ	h	H	A	B	L	D	C
	U-PVDB4-DF-	1/4" DCR Female	1F25	21.8	11.0	73.1	53.8	123.4	64.0	15.0	40.0
	U-PVDB4-DF-	1/4" DCR Female	1F23	21.8	11.0	73.1	34.8	123.4	64.0	15.0	40.0

How to Order



Valve Type	Size	End Connector Type	Operation Type	Flow Path Patterns	Material	Surface Level
PVDB	4 : 1/4"	DF : DCR Female	OP : Normal Open CP : Normal Close	1F25 1F23 5F12 3F12	SL : 316L Stainless Steel DL : 316L Stainless Steel VAR	B : BA Grade P : EP Grade

Note) DCR : DK-Metal Face Seal

Safe Valve Selection

The selection of a valve for any application or system design must be considered to ensure safe performance. Valve function, valve rating, material compatibility, proper installation, operation and maintenance remain the sole responsibility of the system designer and the user. DK-Lok accepts no liability for any improper selection, installation, operation or maintenance.

© Copyright 2017. All Rights Reserved.

 Fittings & Valves www.dklok.com	IDK-LOK Corporation Mailing Address 7, Golden root-ro 129beon-gil, Juchon-myeon, Gimhae-si, Gyeongsangnam-do, South Korea 621-842	DK-Lok contact information Tel. (82) 55-338-0114 Fax. (82) 55-901-0143 E-mail : sales@dklok.com	For International customers Tel. (82) 55-338-0031/2 Fax. (82) 55-901-0142 E-mail : dklok@dklok.com
---	---	--	---